

# SEEDLING PLANTING TIPS

- Plant seedlings as soon as possible (no more than two days after pick-up)  
⇒ if unable to plant right away, keep seedlings someplace cool, dark, and sheltered where sunlight cannot reach them. Keep the roots moist until planting, as well.
- Seedlings should be planted in a location suitable for that species including suitable soil, sunlight, and draining needs.
- Follow spacing guidelines from our fact sheet when planting multiple seedlings in close proximity.
- Remove any weeds or shrubs from the planting area that will compete with your new seedling.
- Plant seedlings in a hole dug big enough for all roots to be placed in it **without** bending.  
⇒ make sure any rocks, debris, and air pockets are removed before covering the hole
- Water seedlings regularly or as needed depending on weather conditions.
- See the diagram to the right from the United States Department of Agriculture to properly plant your seedling.

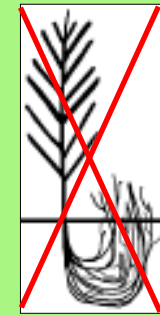
## USE THIS CALENDAR TO REMIND YOU WHEN TO PICK UP YOUR TREE ORDER!

“Remind-Assist”- Please save and post in a visible location! SWCD Tree Order Pick-up/Distribution Schedule

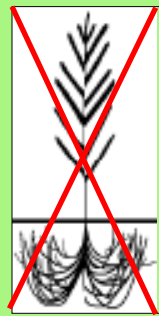
April 2026						
Sunday	Monday	Tuesday	Wednesday	Thursday	Friday	Saturday
			1	2	3	4
5	6	7	8	9	10	11
12	13	14	15	16	17	18
19	20	21	22	<b>23-24</b> Tree Order Distribution 9:00 a.m. – 5:00 p.m. @ Monroe County <u><b>ecopark</b></u>		<b>25</b> Overstock Sale 9:00 a.m. – 11:00 a.m. @ Monroe County <u><b>ecopark</b></u>
26	27	28	29	30		
Tree distribution will be at the Monroe County <b>ecopark</b> . For more information please visit: <a href="http://monroecounty.gov/ecopark">http://monroecounty.gov/ecopark</a>						



'L' ROOTS




'U' OR 'J' ROOTS



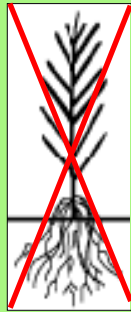
JAMMED ROOTS



COMPACTED ROOTS



PROPERLY PLANTED



TOO SHALLOW



INADEQUATE TAMPING



NOT VERTICAL



PLANTED ON MOUND



ROTTING WOOD



AIR POCKETS PRESENT



TOO DEEP